



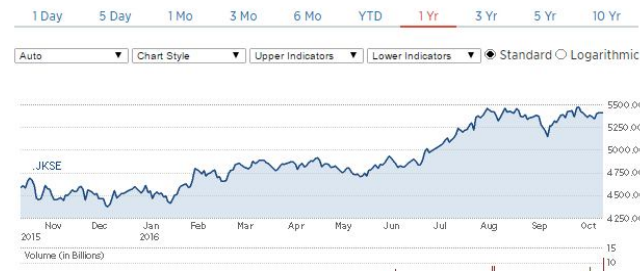
# BIRD TECHNICAL

Kamis, 20 Oktober 2016

## IDX-Composite

5,409.29 IDR ▼-20.76 (-0.38%) 11,673,748,800 4,330.76 5,482.84  
 Last | 4:09:00 PM VST Change Volume 52 week range

QUOTE CHART NEWS PROFILE EARNINGS PEERS FINANCIALS OWNERSHIP



IDX Composite 5,359 - 5,446  
 Pola *Black Candle* terbentuk atas IDX mengindikasikan *Bearish Reversal* di hari Kamis

## United Tractor (UNTR)

20,100.00 IDR ▲300.00 (+1.52%) 6,230,100 12,550.00 21,200.00  
 Last | 4:14:00 PM VST Change Volume 52 week range

QUOTE CHART NEWS PROFILE EARNINGS PEERS FINANCIALS OWNERSHIP



UNTR 19300-20425 (New TP 2016F: 22125)  
 Pola *Three White Soldiers* terbentuk atas UNTR mengindikasikan *Bullish Continuation*. BUY 20100

## Telekomunikasi Indonesia (Persero) Tbk. (TLKM)

4,200.00 IDR ▼-30.00 (-0.71%) 39,787,500 2,660.00 4,570.00  
 Last | 4:12:00 PM VST Change Volume 52 week range

QUOTE CHART NEWS PROFILE EARNINGS PEERS FINANCIALS OWNERSHIP

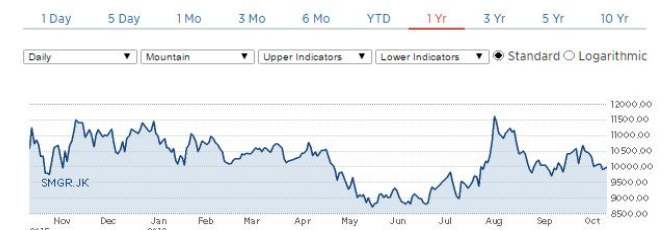


TLKM 4135-4265 (TP 2016F: 5100)  
 Pola *Three Inside Down* terbentuk atas TLKM mengindikasikan *Bearish Continuation*. BOW 4190

## Semen Indonesia (Persero) Tbk. (SMGR)

9,975.00 IDR ▼-75.00 (-0.75%) 2,453,900 8,675.00 11,875.00  
 Last | 4:09:00 PM VST Change Volume 52 week range

QUOTE CHART NEWS PROFILE EARNINGS PEERS FINANCIALS OWNERSHIP



SMGR 9875-10075 (TP 2016F: 12000)  
 Pola *Inverted Doji* terbentuk atas SMGR mengindikasikan *Bearish Reversal*. BOW 9925

Follow us on:



BIRDMsec



Bird Msec



### Jasa Marga (JSMR)

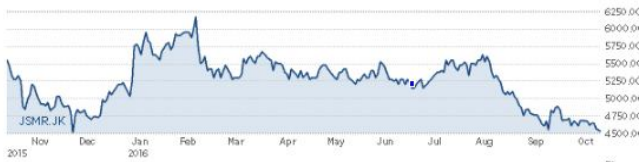
4,520.00 IDR ▼-70.00 (-1.53%) 9,141,500 4,500.00 6,250.00  
 Last | 4:14:00 PM VST Change Volume 52 week range

QUOTE CHART NEWS PROFILE EARNINGS PEERS FINANCIALS OWNERSHIP

1 Day 5 Day 1 Mo 3 Mo 6 Mo YTD 1Yr 3Yr 5Yr 10Yr

Daily Mountain Upper Indicators Lower Indicators Standard Logarithmic

06/23/16 Open 5,275.00 High 5,275.00 Low 5,175.00 Close 5,225.00 Volume 4,691,000



### Bank Negara Indonesia (BBNI)

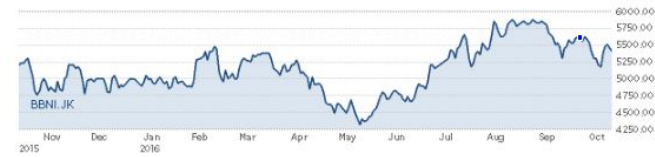
5,400.00 IDR UNCH (0) 19,366,200 4,270.00 5,975.00  
 Last | 4:13:00 PM VST Change Volume 52 week range

QUOTE CHART NEWS PROFILE EARNINGS PEERS FINANCIALS OWNERSHIP

1 Day 5 Day 1 Mo 3 Mo 6 Mo YTD 1Yr 3Yr 5Yr 10Yr

Daily Mountain Upper Indicators Lower Indicators Standard Logarithmic

09/29/16 Open 5,600.00 High 5,650.00 Low 5,550.00 Close 5,625.00 Volume 23,485,600



JSMR 4485-4570 (TP 2016F:5630)  
 Pola *Black Closing Marubozu* terbentuk atas JSMR mengindikasikan *Bearish Reversal*. BOW 4510

BBNI 5325-5475 (TP 2016F:6125)  
 Pola *Homing Pigeon* terbentuk atas BBNI mengindikasikan melambatnya aksi jual. BUY 5375

### Adhi Karya (ADHI)

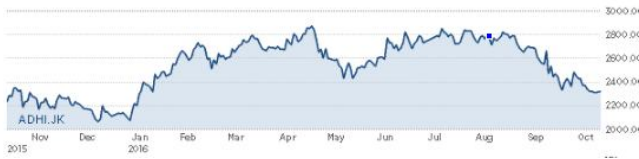
2,320.00 IDR ▼-40.00 (-1.69%) 12,226,000 2,040.00 2,910.00  
 Last | 4:12:00 PM VST Change Volume 52 week range

QUOTE CHART NEWS PROFILE EARNINGS PEERS FINANCIALS OWNERSHIP

1 Day 5 Day 1 Mo 3 Mo 6 Mo YTD 1Yr 3Yr 5Yr 10Yr

Daily Mountain Upper Indicators Lower Indicators Standard Logarithmic

08/10/16 Open 2,790.00 High 2,800.00 Low 2,760.00 Close 2,790.00 Volume 14,886,700



ADHI 2265-2405 (TP 2016F:2900)  
 Pola *Bearish Engulfing* terbentuk atas ADHI mengindikasikan *Bearish Reversal*. BOW 2310

### Pembangunan Perumahan (PTPP)

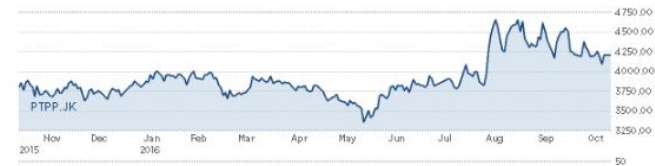
4,200.00 IDR UNCH (0) 5,877,600 3,300.00 4,850.00  
 Last | 4:00:00 PM VST Change Volume 52 week range

QUOTE CHART NEWS PROFILE EARNINGS PEERS FINANCIALS OWNERSHIP

1 Day 5 Day 1 Mo 3 Mo 6 Mo YTD 1Yr 3Yr 5Yr 10Yr

Daily Mountain Upper Indicators Lower Indicators Standard Logarithmic

09/29/16 Open 4,200.00 High 4,200.00 Low 4,200.00 Close 4,200.00 Volume 50



PTPP 4130-4225 (TP 2016F:5200)  
 Pola *Two Black Crows* terbentuk atas PTPP mengindikasikan *Bearish Continuation*. BOW 4190



### Bank Rakyat Indonesia (BBRI)



### Waskita Karya (WSKT)



BBRI 11900-12250 (TP 2016F:12600)  
 Pola *Black Opening Marubozu* terbentuk atas BBRI mengindikasikan *Bearish Reversal*. BOW 12100

WSKT 2570-2670 (TP 2016F:3340)  
 Pola *Bearish Engulfing* terbentuk atas WSKT mengindikasikan *Bearish Engulfing*. BOW 2600

### Bumi Serpong Damai (BSDE)



BSDE 2180-2280 (New TP 2016F:2400)  
 Pola *Bearish Separating Line* terbentuk atas BSDE mengindikasikan *Bearish Reversal*. BOW 2210

### Gudang Garam (GGRM)



GGRM 65850-66850 (TP 2016F:71000)  
 Pola *Three White Soldiers* terbentuk atas GGRM mengindikasikan *Bullish Continuation*. BUY 66275

## USD/IDR Recommendation:

#Buy At/Above: 13,025  
 Targets: 13,045 » 13,105  
 Stoploss: 12,995

\*Sell At/Below: 12,995  
 Targets: 12,975 » 12,915  
 Stoploss: 13,025

## PTBA (TP 2016F: 13,125)

Recommendation:  
 #Buy At/Above: 12,525  
 Targets: 12,550 » 13,050  
 Stoploss: 12,500

\*Sell At/Below: 12,500  
 Targets: 12,475 » 11,975  
 Stoploss: 12,525

## ADRO (TP 2016F: 1,450)

Recommendation:  
 #Buy At/Above: 1,530  
 Targets: 1,540 » 1,590  
 Stoploss: 1,520

\*Sell At/Below: 1,520  
 Targets: 1,515 » 1,465  
 Stoploss: 1,530

## AKRA (TP 2016F: 7,200)

Recommendation:  
 #Buy At/Above: 6,900  
 Targets: 6,925 » 7,225  
 Stoploss: 6,875

\*Sell At/Below: 6,875  
 Targets: 6,850 » 6,550  
 Stoploss: 6,900

## BBTN (New TP 2016F: 2,285)

Recommendation:  
 #Buy At/Above: 1,920  
 Targets: 1,925 » 1,995  
 Stoploss: 1,915

\*Sell At/Below: 1,915  
 Targets: 1,910 » 1,840  
 Stoploss: 1,920

## CTRA (TP 2016F: 1,675)

Recommendation:  
 #Buy At/Above: 1,610  
 Targets: 1,620 » 1,670  
 Stoploss: 1,600

\*Sell At/Below: 1,600  
 Targets: 1,590 » 1,540  
 Stoploss: 1,610

## ICBP (New TP 2016F: 9,125)

Recommendation:  
 #Buy At/Above: 9,450  
 Targets: 9,475 » 9,675  
 Stoploss: 9,425

\*Sell At/Below: 9,425  
 Targets: 9,400 » 9,200  
 Stoploss: 9,450

## ASII (New TP 2016F: 8,325)

Recommendation:  
 #Buy At/Above: 8,375  
 Targets: 8,400 » 8,700  
 Stoploss: 8,350

\*Sell At/Below: 8,350  
 Targets: 8,300 » 8,000  
 Stoploss: 8,375

---

**Research**

<b>Edwin J. Sebayang</b> edwin.sebayang@mncsecurities.com <i>mining, energy, company groups</i>	Head of research ext.52233
<b>Victoria Venny</b> victoria.setyaningrum@mncsecurities.com <i>telecommunication, tower</i>	ext.52236
<b>Gilang A. Dhiroboto</b> gilang.dhiroboto@mncgroup.com <i>construction, property</i>	ext.52235
<b>Yosua Zisokhi</b> yosua.zisokhi@mncgroup.com <i>plantation, poultry, cement</i>	ext.52234
<b>Rr. Nurulita Harwaningrum</b> roro.harwaningrum@mncgroup.com <i>banking</i>	ext.52237
<b>Krestanti Nugrahane Widhi</b> krestanti.widhi@mncgroup.com <i>research associate</i>	ext.52166
<b>Sukisnawati Puspitasari</b> sukisnawati.sari@mncgroup.com <i>research associate</i>	ext.52166

**MNC Securities**  
 MNC Financial Center Lt 14—16  
 Jl. Kebon Sirih No.21—27 Jakarta 10340  
 P. 021-29803111  
 F. 021-39836857

**Disclaimer**

This research report has been issued by PT MNC Securities It may not be reproduced or further distributed or published, in whole or in part, for any purpose. PT MNC Securities has based this document on information obtained from sources it believes to be reliable but which it has not independently verified; PT MNC Securities makes no guarantee, representation or warranty and accepts no responsibility to liability as to its accuracy or completeness. Expression of opinion herein are those of the research department only and are subject to change without notice. This document is not and should not be construed as an offer or the solicitation of an offer to purchase or subscribe or sell any investment. PT MNC Securities and its affiliates and/or their offices, directors and employees may own or have positions in any investment mentioned herein or any investment related thereto and may from time to time add to or dispose of any such investment. PT MNC Securities and its affiliates may act as market maker or have assumed an underwriting position in the securities of companies discusses herein (or investment related thereto) and may sell them to or buy them from customers on a principal basis and may also perform or seek to perform investment banking or underwriting services for or relating to those companies.