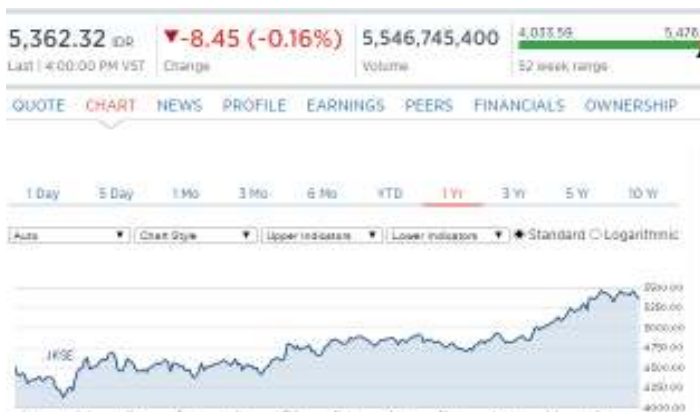




# BIRD TECHNICAL

(MNC Research Division)  
Rabu, 31 Agustus 2016

## IDX-Composite



IDX Composite 5,314 - 5,405  
Pola Three Black Crows terbentuk atas IDX mengindikasikan berlanjutnya tekanan jual di hari Rabu.

## United Tractor (UNTR)



UNTR 18000-19400 (TP 2016F:18800)  
Pola Bullish Engulfing terbentuk atas UNTR mengindikasikan Bullish Reversal. BUY 18700

## Telekomunikasi Indonesia (Persero) Tbk. (TLKM)



TLKM 4130-4230 (TP 2016F:5100).  
Pola Bullish Harami terbentuk atas TLKM mengindikasikan Bullish Reversal. BUY 4170.

## Semen Indonesia (Persero) Tbk. (SMGR)



SMGR 9800-10350 (TP 2016F:11500).  
Pola 3 Outside Down terbentuk atas SMGR mengindikasikan Bearish Continuation. BOW 10050

Follow us on:



BIRDMsec

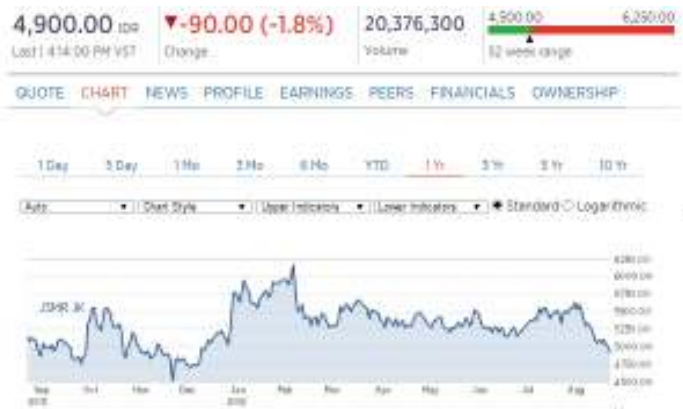


Bird Msec



**Jasa Marga (JSMR)**

**Bank Negara Indonesia (BBNI)**

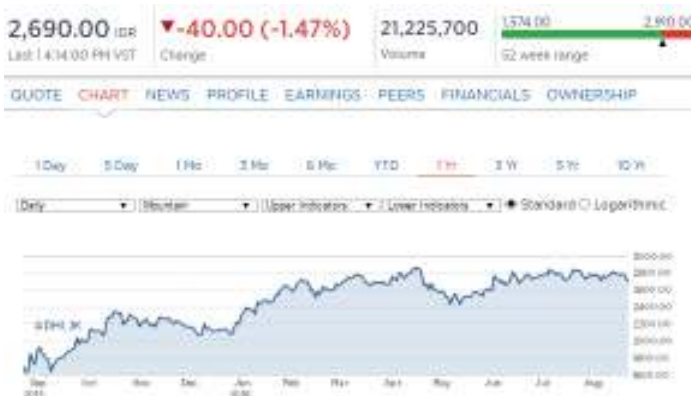


JSMR 4700-5000 (TP 2016F:6650).  
 Pola 3 Black Crows terbentuk atas JSMR mengindikasikan Bearish Continuation. BOW 4890

BBNI 5725-5925 (TP 2016F:6125).  
 Pola Bullish Engulfing terbentuk atas BBNI mengindikasikan Bullish Reversl. BUY 5825

**Adhi Karya (ADHI)**

**Pembangunan Perumahan (PTPP)**



ADHI 2620-2795 (TP 2016F:2900)  
 Pola Two Black Crows terbentuk atas ADHI mengindikasikan Bearish Continuation. BOW 2680.

PTPP 4180-4440 (TP 2016F:5200)  
 Pola 3 Black Crows terbentuk atas PTPP mengindikasikan Bearish Continuation. BOW 4290



**Bank Rakyat Indonesia (BBRI)**

**Waskita Karya (WSKT)**



BBRI 11450-11700 (TP 2016F:12600).  
 Pola Homing Pigeon terbentuk atas BBRI mengindikasikan  
 Bearish Continuation. BOW 11525

WSKT 2735-2830 (TP 2016F:3320)  
 Pola Homing Pigeon terbentuk atas WSKT mengindikasikan  
 Bullish Reversal. BUY 2780.

**Bumi Serpong Damai (BSDE)**

**Unilever Indonesia (UNVR)**



BSDE 2015-2190 (TP 2016F:2280)  
 Pola 3 Black Crows terbentuk atas BSDE mengindikasikan  
 Bearish Continuation. BOW 2090

UNVR 48800-45900 (TP 2016F:47750)  
 Pola Four Price Doji terbentuk atas UNVR mengindikasikan  
 berlanjutnya tekanan jual. BOW 45225.

## USD/IDR Recommendation:

#Buy At/Above: 13,295  
 Targets: 13,315 » 13,375  
 Stoploss: 13,265

\*Sell At/Below: 13,265  
 Targets: 13,245 » 13,15  
 Stoploss: 13,295

## BBTN (TP 2016F: 1,965)

Recommendation:  
 #Buy At/Above: 1,945  
 Targets: 1,950 » 2,020  
 Stoploss: 1,940

\*Sell At/Below: 1,940  
 Targets: 1,930 » 1,860  
 Stoploss: 1,945

## CTRA (TP 2016F: 1,675)

Recommendation:  
 #Buy At/Above: 1,495  
 Targets: 1,505 » 1,555  
 Stoploss: 1,485

\*Sell At/Below: 1,485  
 Targets: 1,475 » 1,425  
 Stoploss: 1,495

## TOTL (TP 2016F: 950)

Recommendation:  
 #Buy At/Above: 845  
 Targets: 850 » 880  
 Stoploss: 835

\*Sell At/Below: 835  
 Targets: 815 » 785  
 Stoploss: 845

## ICBP (TP 2016F: 8,550)

Recommendation:  
 #Buy At/Above: 9,700  
 Targets: 9,725 » 10,025  
 Stoploss: 9,675

\*Sell At/Below: 9,675  
 Targets: 9,650 » 9,350  
 Stoploss: 9,700

## AKRA (TP 2016F: 7,200)

Recommendation:  
 #Buy At/Above: 6,950  
 Targets: 6,975 » 7,275  
 Stoploss: 6,925

\*Sell At/Below: 6,925  
 Targets: 6,900 » 6,600  
 Stoploss: 6,950

## ASII (TP 2016F: 7,400)

Recommendation:  
 #Buy At/Above: 8,075  
 Targets: 8,100 » 8,400  
 Stoploss: 8,050

\*Sell At/Below: 8,050  
 Targets: 8,025 » 7,725  
 Stoploss: 8,075

## INTP (TP 2016F: 20,000)

Recommendation:  
 #Buy At/Above: 18,175  
 Targets: 18,200 » 19,200  
 Stoploss: 18,150

\*Sell At/Below: 18,150  
 Targets: 18,125 » 17,125  
 Stoploss: 1,175

---

**Research**

<b>Edwin J. Sebayang</b> edwin.sebayang@mncsecurities.com <i>mining, energy, company groups</i>	Head of research ext.52233
<b>Victoria Venny</b> victoria.setyaningrum@mncsecurities.com <i>telecommunication, tower</i>	ext.52236
<b>Gilang A. Dhiroboto</b> gilang.dhiroboto@mncgroup.com <i>construction, property</i>	ext.52235
<b>Yosua Zisokhi</b> yosua.zisokhi@mncgroup.com <i>plantation, poultry, cement</i>	ext.52234
<b>Rr. Nurulita Harwaningrum</b> roro.harwaningrum@mncgroup.com <i>banking</i>	ext.52237
<b>Krestanti Nugrahane Widhi</b> krestanti.widhi@mncgroup.com <i>research associate</i>	ext.52166

## MNC Securities

MNC Financial Center Lt 14—16  
 Jl. Kebon Sirih No.21—27 Jakarta 10340  
 P. 021-29803111  
 F. 021-39836857

### Disclaimer

This research report has been issued by PT MNC Securities It may not be reproduced or further distributed or published, in whole or in part, for any purpose. PT MNC Securities has based this document on information obtained from sources it believes to be reliable but which it has not independently verified; PT MNC Securities makes no guarantee, representation or warranty and accepts no responsibility to liability as to its accuracy or completeness. Expression of opinion herein are those of the research department only and are subject to change without notice. This document is not and should not be construed as an offer or the solicitation of an offer to purchase or subscribe or sell any investment. PT MNC Securities and its affiliates and/or their offices, directors and employees may own or have positions in any investment mentioned herein or any investment related thereto and may from time to time add to or dispose of any such investment. PT MNC Securities and its affiliates may act as market maker or have assumed an underwriting position in the securities of companies discusses herein (or investment related thereto) and may sell them to or buy them from customers on a principal basis and may also perform or seek to perform investment banking or underwriting services for or relating to those companies.